



# HMET - LUNAd

Conversion of HMET to LUNA 0-10V


20181011




Release the damperlink from the plastic arm. Dismount the motor (incl. bracket) from the HME-unit.




Fit the new motor incl. bracket



Fasten the lower part of the bracket tight to the HME-unit



Fix the bracket with clips at the top.



Attach the damperlink to the motor.

