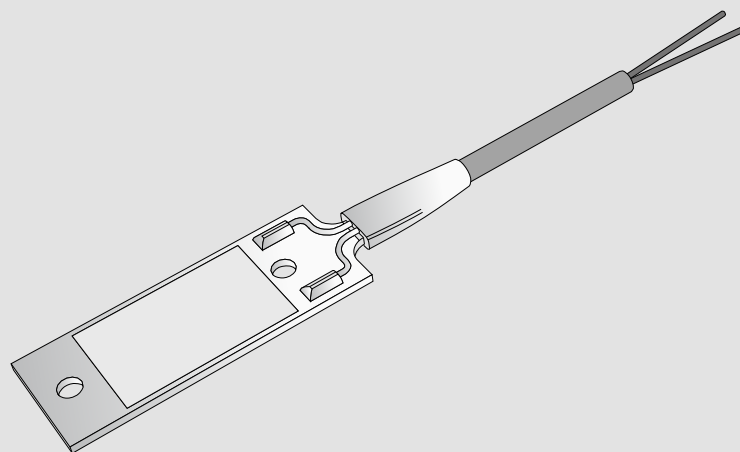


CG IV / CG IV-kit

Condensation sensor



QUICK FACTS

- Condensation sensor for mounting on products with control unit URC1 or CONDUCTOR (rev. 4).
- Condensation sensor with reactive function, i.e. regulates when condensation arises between conductive paths on the sensor.
- In the event of condensation, the cooling valve closes the incoming water flow to the product. The cooling valve is permitted to open again when the condensation on the conductive paths has been wiped off.

Technical description

Design

The sensor element consists of a circuit board with gold plated conductive paths that regulate when condensation occurs between these conductive paths. In the event of condensation, the cooling valve closes the incoming water flow to the product. When the condensation on the conductive paths has been wiped off, the cooling valve is permitted to open again.

Materials and surface treatment

The circuit card consists of gold plated conductive paths. Other material: ABS plastic.

Installation

The condensation sensor is positioned on the coil fins by the cooling supply. See the installation instructions on www.swegon.com

Maintenance

If necessary, use a dry cloth when cleaning. Never use water, detergent, cleaning solvent or a vacuum cleaner.

Declarations

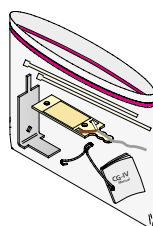
The Building Material Declaration is available for downloading at www.swegon.com.

Technical data

Designation:	CG-IV
Function:	Reacts to condensate precipitation on the coil fins
Sensor element:	Circuit card with gold plated conductive paths
Dimensions:	53x20x1.5 mm Total length 1550 mm.
Cable:	2 x 0.25 mm ² length: 1500 mm.
Connection:	Regulator URC1 and CONDUCTOR (rev. 4) Brown and white cable with end sleeves. <i>With another regulator than the above, contact technical support, Arvika.</i>
Fastening:	Mounted on aluminium plate and secured with spring clips. Relieve cables with cable ties.
Location:	The sensor is positioned on the coil fins by the cooling supply.

The CG IV-kit package contains:

- 1 condensation sensor, CG IV
- 1 aluminium plate
- 1 Spring clip
- 2 cable ties



Dimensions

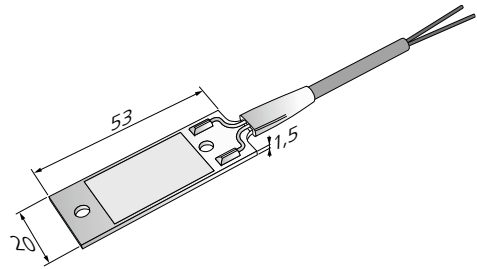


Figure 1. Dimensions, CG IV

Ordering key

Product

Condensation sensor factory-fitted CG IV

Type:

Connected on product with control unit:

URC1 or CONDUCTOR (rev. 4)

Condensation sensor for retrofitting CG IV kit

Type:

For connection on the product with control unit:

URC1 or CONDUCTOR (rev. 4)

Specification text

Example of a specification text according to VVS AMA.

GI XX

Reactive condensation sensor CG IV with the following function:

- Incoming water flow to the product closes when condensation occurs. When the condensation water has dried up, a signal is sent to the actuator to open the valve again.
- Suitable for URC1 and CONDUCTOR (rev. 4 or later)

Type: Condensation sensor CG-IV xx items

Type: Condensation sensor CG-IV kit xx items