


GLOBAL PX

Quick Guide



GLOBAL PX
Air handling units with
Counterflow plate heat exchangers and
Composite fans

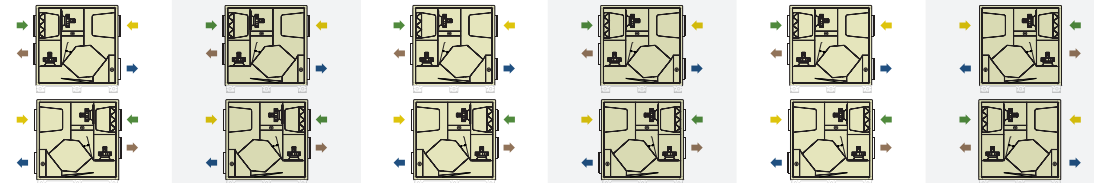
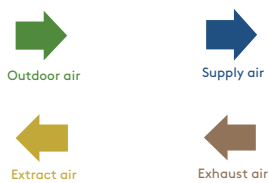
- Standard equipment
- Accessory
- ✗ Not available



	GLOBAL PX 04	GLOBAL PX 05	GLOBAL PX 06	GLOBAL PX 08	GLOBAL PX 10	GLOBAL PX 12
Nominal air volume	200 - 800 m³/h	200 - 1060 m³/h	200 - 1380 m³/h	200 - 1680 m³/h	250 - 1860 m³/h	400 - 2300 m³/h
	55 - 220 l/s	55 - 295 l/s	55 - 380 l/s	55 - 465 l/s	70 - 515 l/s	110 - 640 l/s
Fan impellor	Composite	Composite	Composite	Composite	Composite	Composite
Pre filter G4	○	○	○	○	○	○
Filter type	Bag filter	Bag filter	Bag filter	Bag filter	Bag filter	Bag filter
Filter Class Supply EN16890	ePM1 70%	ePM1 70%	ePM1 70%	ePM1 70%	ePM1 70%	ePM1 70%
Filter Class Extract EN16890	ePM10 50%	ePM10 50%	ePM10 50%	ePM10 50%	ePM10 50%	ePM10 50%
Free cooling	●	●	●	●	●	●
External post heating or cooling (Water/DX)	○	○	○	○	○	○
Internal pre-/post heater	○	○	○	○	○	○
Post heating capacity 21°C	3.7 kW	3.7 kW	5.8 kW	5.8 kW	6.5 kW	8.1 kW
Electrical coil nominal capacity	3.0 kW	3.0 kW	6.0 kW	6.0 kW	6.0 kW	9.0 kW
3x400V electrical coil current	4.3 A	4.3 A	8.7 A	8.7 A	10.8 A	13.0 A
3x230V electrical coil current	7.5 A	7.5 A	15.1 A	15.1 A	18.8 A	22.6 A
External dampers	○	○	○	○	○	○
Power connection	1 x 230 V	1 x 230 V	1 x 230 V	1 x 230 V	1 x 230 V	1 x 230 V
Maximum current without accessories (Composite fans)	5.3 A	5.3 A	5.3 A	5.3 A	4.9 A	7.7 A

Fan motor	Variable speed	Variable speed	Variable speed	Variable speed	Variable speed	Variable speed
Nominal Airflow ERP2018-NRVU	.16 m³/s	.21 m³/s	.27 m³/s	.33 m³/s	.36 m³/s	.45 m³/s
Heat exchanger efficiency D.B. (EN 308)	85 %	84 %	85 %	84 %	85 %	85 %
Face velocity	.61 m/s	.81 m/s	1.06 m/s	1.29 m/s	1.03 m/s	.85 m/s
Casing radiated sound power level (LWA)	54 dB(A)	54 dB(A)	48 dB(A)	48 dB(A)	48 dB(A)	49 dB(A)

Weight without accessories	295 kg	295 kg	330 kg	330 kg	385 kg	380 kg
Standard duct connection (mm)	Ø 315	Ø 315	Ø 400	Ø 400	Ø 400	1069 x 547
Slip clamp duct connection (mm)	✗	✗	✗	✗	✗	1100 x 600
Circular adapter duct connection (mm)	✗	✗	✗	✗	✗	Ø 400
Unit size (L x H x W) Without slip clamp (H: 75mm)	1680 x 1465 x 610	1680 x 1465 x 610	1680 x 1465 x 815	1680 x 1465 x 815	1680 x 1465 x 995	1680 x 1465 x 1182

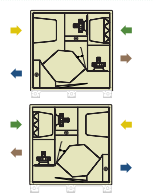
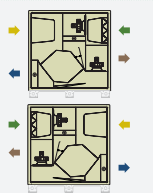

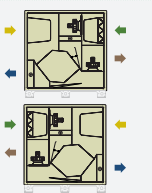

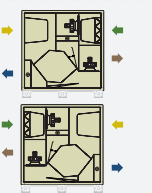
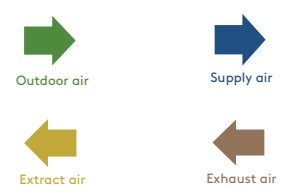


Article number (CID) right/left - Composite fan	885548 / 885549	885500 / 885501	885522 / 885523	885502 / 885503	885504 / 885505	885506 / 885507
right/left - Aluminum fan	885550 / 885551	885524 / 885525	885546 / 885547	885526 / 885527	885528 / 885529	885530 / 885531

CONTROLS : All units are equipped with the smart control system TAC5 with optional connectivity by BACNET, Modbus RTU, TCP IP over Ethernet, TCP IP over Wifi, KNX.

HARDWARE : All units have a casing in RAL 7016 and are insulated with 50mm Rockwool and can be delivered as left or right units. Operating temperatures are from -20°C to +50°C

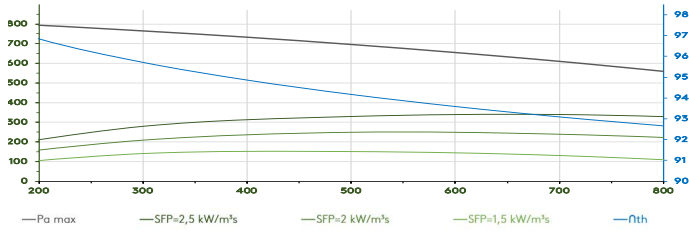


GLOBAL PX 13	GLOBAL PX 14	GLOBAL PX 16	GLOBAL PX 18	GLOBAL PX 20	GLOBAL PX 24	
400 - 2530 m³/h	300 - 3000 m³/h	300 - 3230 m³/h				Nominal air volume
110 - 700 l/s	85 - 830 l/s	85 - 895 l/s				Fan impellor
Composite	Composite	Composite				Pre filter G4
○	○	○				Filter type
Bag filter	Bag filter	Bag filter				Filter Class Supply EN16890
ePM1 70%	ePM1 70%	ePM1 70%				Filter Class Extract EN16890
ePM10 50%	ePM10 50%	ePM10 50%				Free cooling
●	●	●				External post heating or cooling (Water/DX)
○	○	○				Internal pre-/post heater
○	○	○				Post heating capacity 21°C
9.7 kW	10.5 kW	11.4 kW				Electrical coil nominal capacity
9.0 kW	9.0 kW	12.0 kW				3x400V electrical coil current
13.0 A	13.0 A	17.3 A				3x230V electrical coil current
22.6 A	22.6 A	30.1 A				External dampers
○	○	○				Power connection
1 x 230 V	1 x 230 V	1 x 230 V				Maximum current without accessories (Composite fans)
7.7 A	7.7 A	7.7 A				Fan motor
Variable speed	Variable speed	Variable speed				Nominal Airflow ERP2018-NRVU
.54 m³/s	.58 m³/s	.63 m³/s				Heat exchanger efficiency D.B. (EN 308)
84 %	85 %	85 %				Face velocity
1.03 m/s	1.10 m/s	.90 m/s				Casing radiated sound power level (LWA)
49 dB(A)	49 dB(A)	48 dB(A)				Weight without accessories
380 kg	425 kg	485 kg				Standard duct connection (mm)
1069 x 547	1269 x 547	1105 x 583				Slip clamp duct connection (mm)
1100 x 600	1300 x 600	1600 x 600				Circular adapter duct connection (mm)
Ø 400	×	×				Unit size (L x W x H) Without slip clamp (H: 75mm)
1680 x 1465 x 1182	1680 x 1465 x 1382	1680 x 1465 x 1640				
						
885508/885509	885510/885511	885512/885513				Article number (CID) right/left - Premium efficiency
885532 /885533	885534 /885535	885536/885537				right/left - Standard efficiency

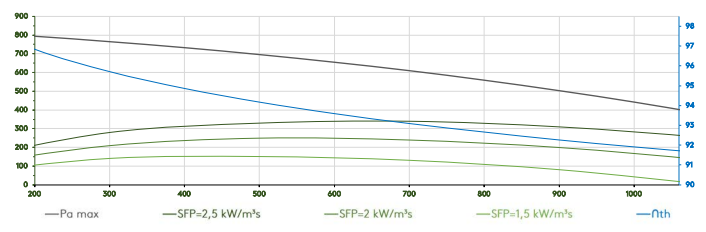
Ecodesign LOT6

Selection guide - ERP2018 compliant operating range

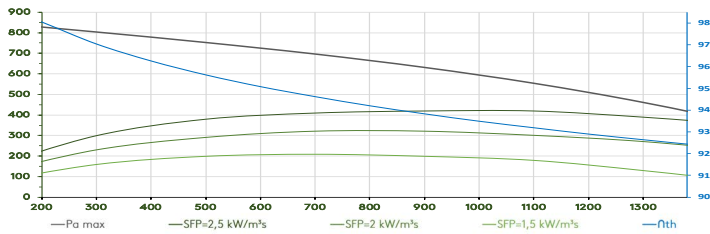
GLOBAL PX 04



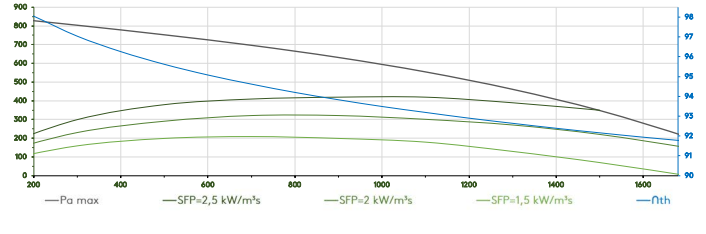
GLOBAL PX 05



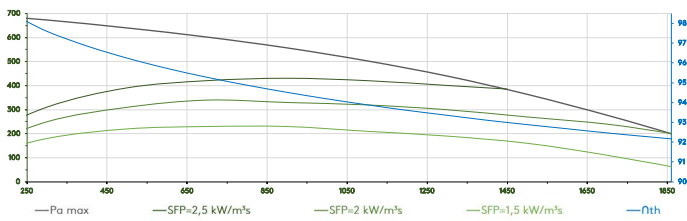
GLOBAL PX 06



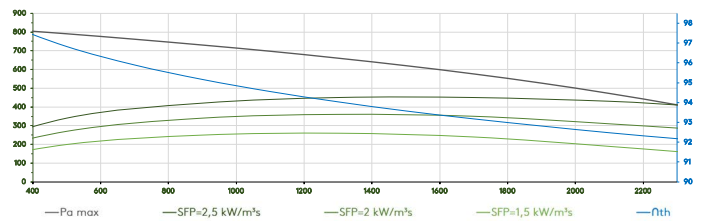
GLOBAL PX 08



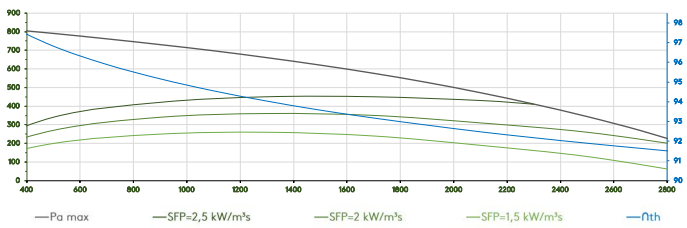
GLOBAL PX 10



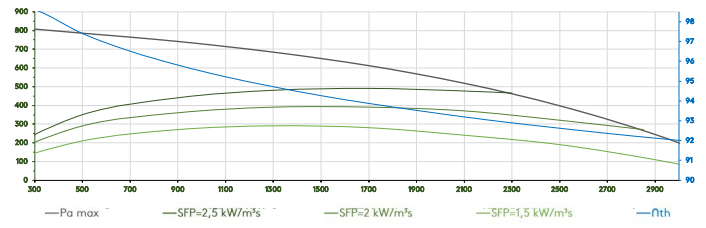
GLOBAL PX 12



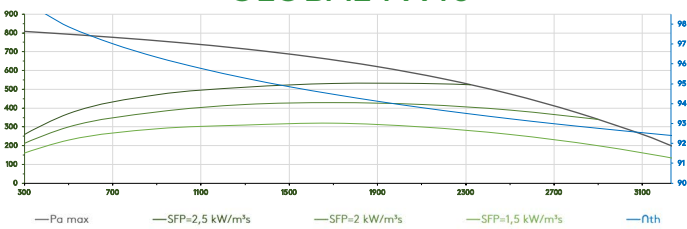
GLOBAL PX 13



GLOBAL PX 14



GLOBAL PX 16



GLOBAL PX 18

GLOBAL PX 24

GLOBAL PX 20

