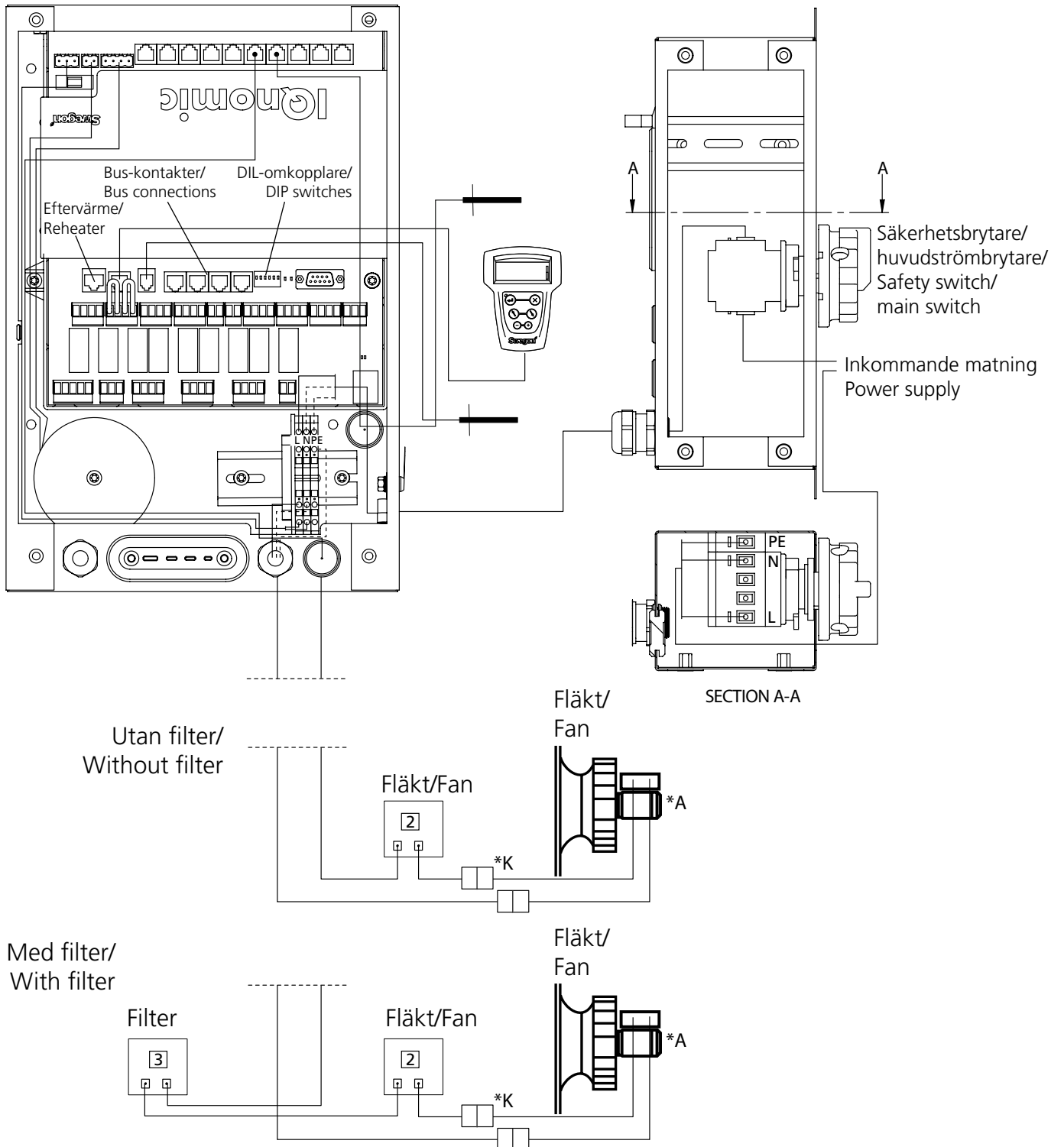
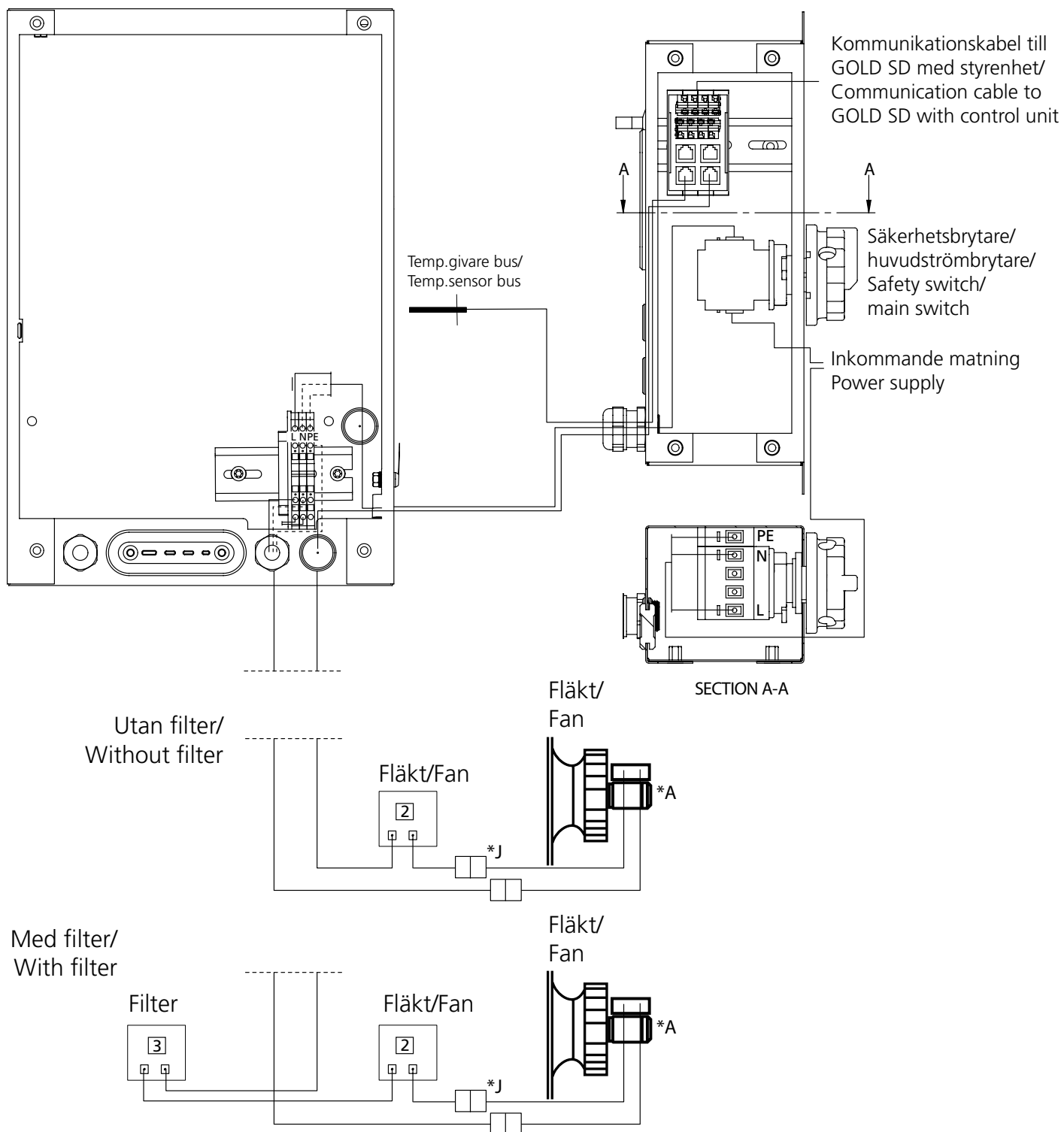


GOLD SD 04/05, 08 eff.var./cap.var. 1  
Med styrenhet/With control unit



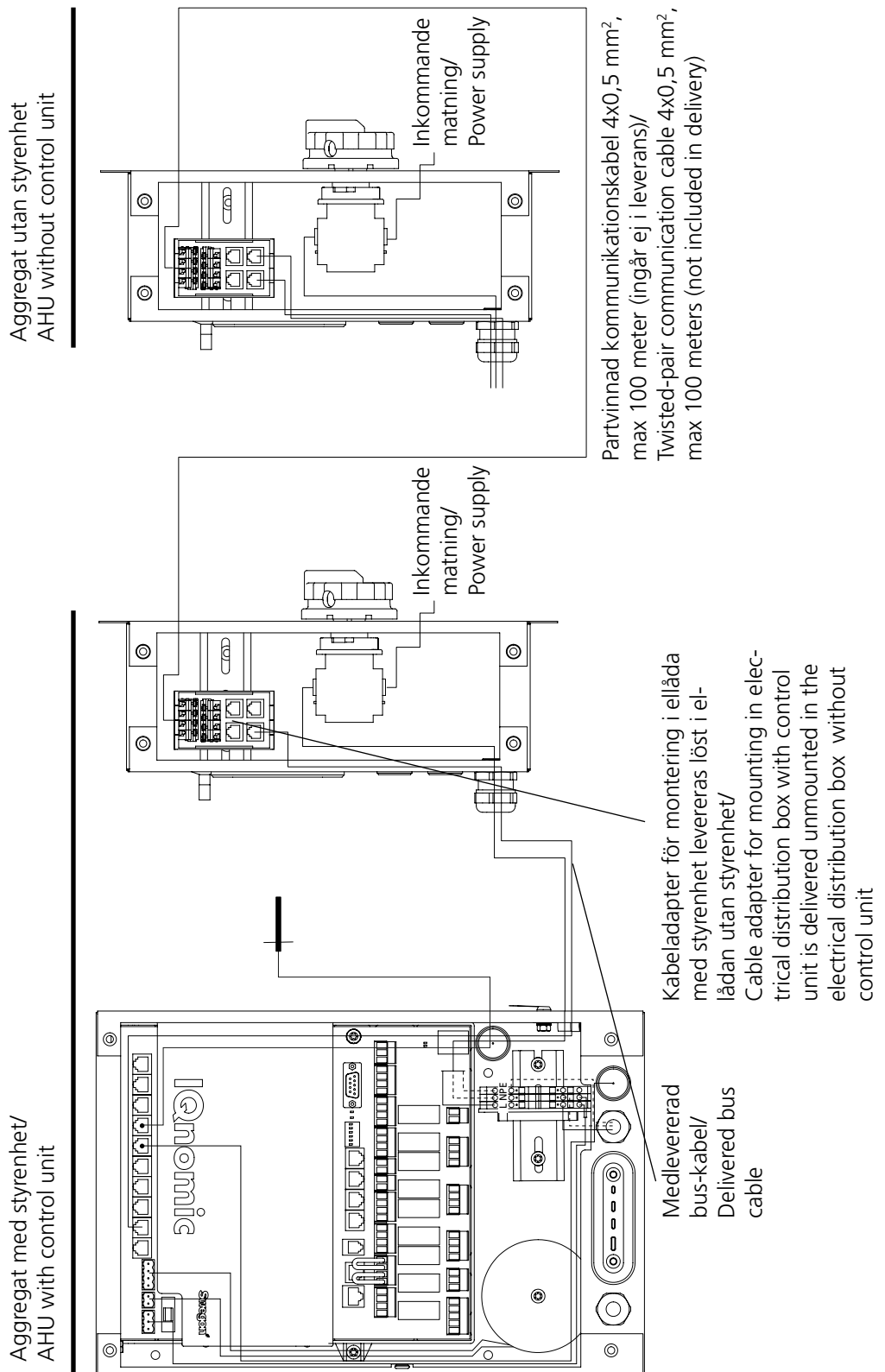
## GOLD SD 04/05, 08 eff.var./cap.var. 1 Utän styrenhet/Without control unit



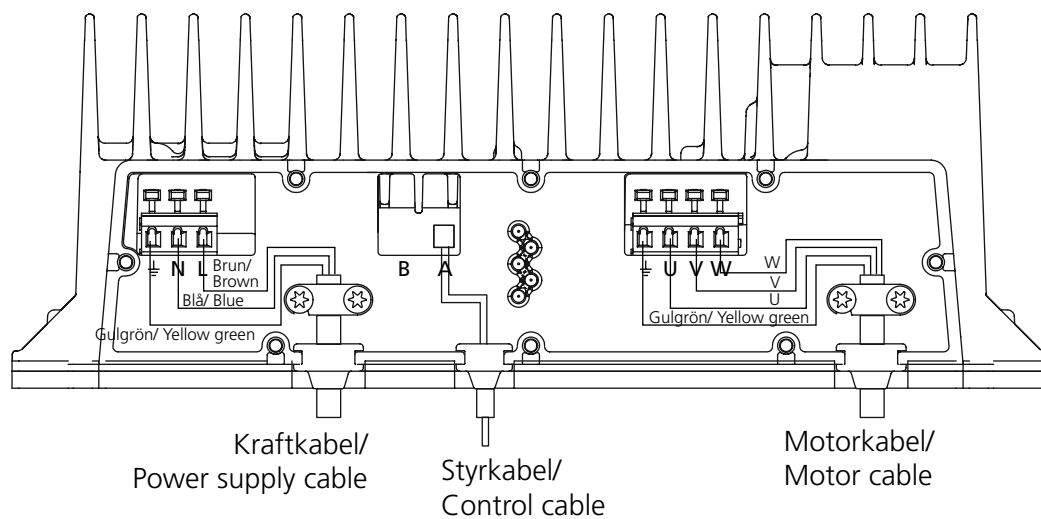
# GOLD SD 04/05, 08 eff.var./cap.var. 1

## Sammankoppling av aggregat med styrenhet till aggregat utan styrenhet/

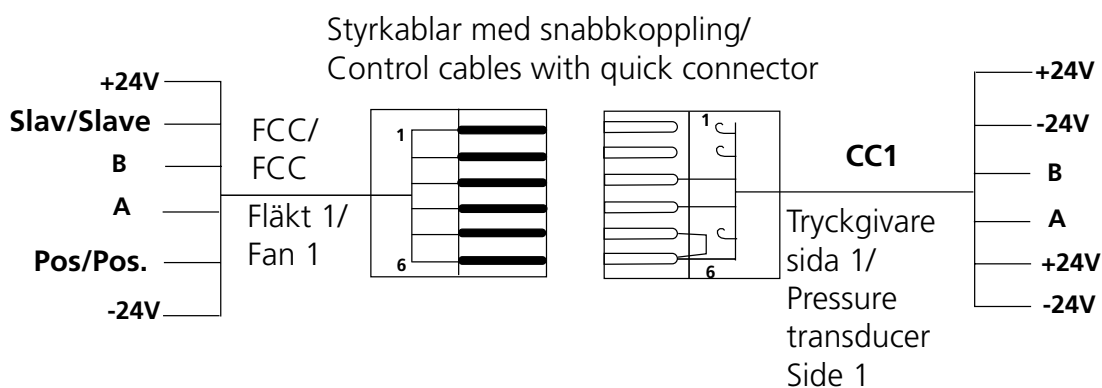
## Connecting AHU with control unit to AHU without control unit



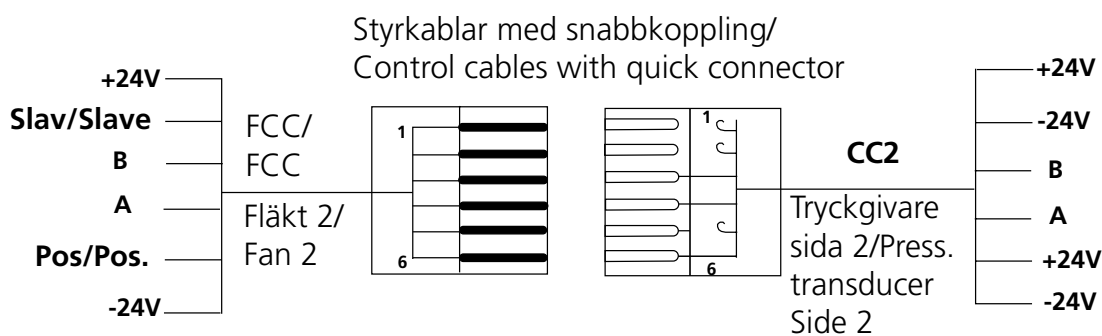
A: GOLD RX/PX/SD 04/05, 08 eff.var./cap.var. 1



J: GOLD RX/PX/CX/SD 04-40

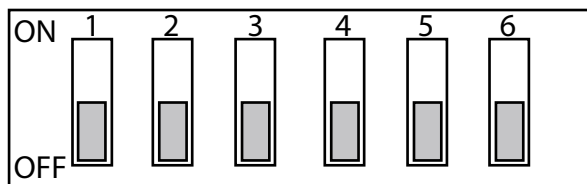


K: GOLD RX/PX/CX/SD 04-40



## GOLD SD 04/05, 08 eff.var./cap.var. 1

DIL-omkopplare/DIP switches



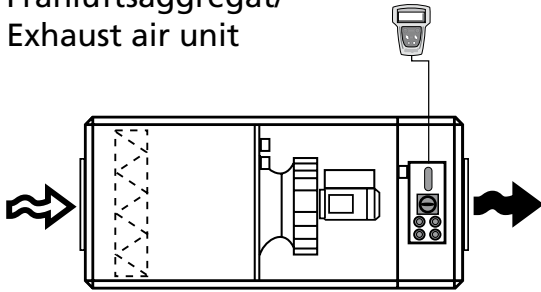
DIL-omkopplare nummer	Funktion i läge OFF (nedåt)	Funktion i läge ON (uppåt)
1	Aggregat med styrenhet är tilluftsaggregat. (Vid två aggregat med gemensam styrenhet, ska alltid styrenheten vara placerad i tilluftsaggregatet.)	Aggregat med styrenhet är frånluftsaggregat. (Används endast vid ensamt frånluftsaggregat)
2	Alltid i pos. ON	Alltid i pos. ON
3	Anläggning med två flödesriktningar. (Tilluft <i>och</i> frånluft)	Anläggning med endast en flödesriktning. (Tilluft <i>eller</i> frånluft)
4	Alltid i pos. OFF	Alltid i pos. OFF
5	Aggregat <i>utan</i> batterivärmeväxlare	Aggregat <i>med</i> batterivärmeväxlare
6	Alltid i pos. OFF	Alltid i pos. OFF

Inställning av DIL-omkopplare är oberoende av aggregatets inspektionssida, se även exempel på följande sidor.

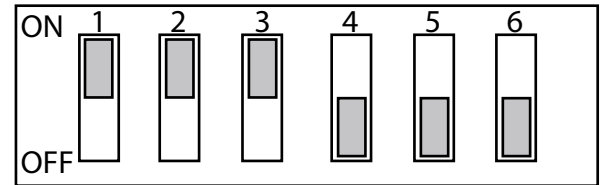
DIP switch No.	Function in position OFF (downwards)	Function in position ON (upwards)
1	AHU with control unit is supply air AHU. If two units have a common control unit, the control unit shall always be located in the supply air AHU.	AHU with control unit is exhaust air AHU. (Only to be used at separate exhaust air AHU)
2	Always in pos. ON	Always in pos. ON
3	Two air flow directions with common control unit. (Supply air <i>and</i> exhaust air)	Only one air flow direction. (Supply air <i>or</i> exhaust air)
4	Always in pos. OFF	Always in pos. OFF
5	AHU <i>without</i> coil heat exchanger	AHU <i>with</i> coil heat exchanger
6	Always in pos. OFF	Always in pos. OFF

Setting of DIP switch is independent of the units' inspection side, see also examples at the following pages.

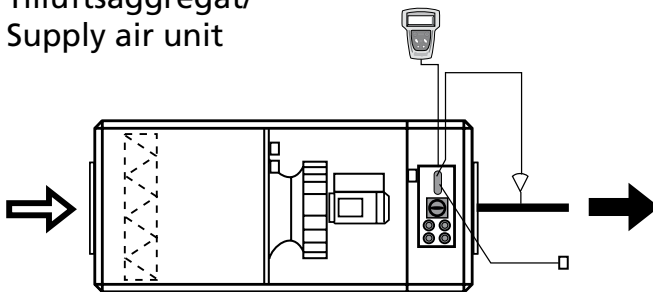
## Frånluftsaggregat/ Exhaust air unit



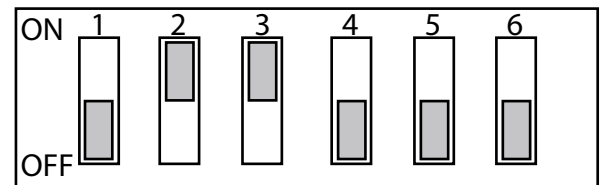
### DIL-omkopplare/DIP switches



## Tillluftsaggregat/ Supply air unit

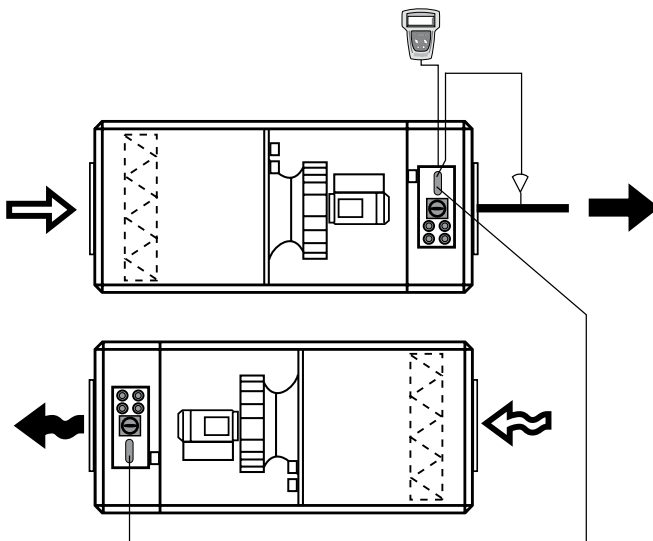


### DIL-omkopplare/DIP switches

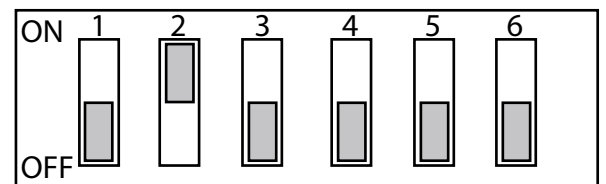


Vid FRT-reglering eller FL-temp. reglering krävs extern frånlufts- eller rumsgivare./  
At ERS-regulation or EA-temp. regulation, an external exhaust air sensor or room air sensor is required.

## Till- och frånluftsaggregat med gemensam styrenhet/ Supply and exhaust air unit with common control unit



### DIL-omkopplare/DIP switches



Uteluft/  
Outdoor air



Tilluft/  
Supply air

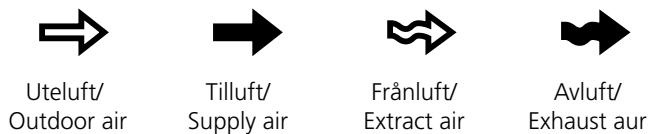
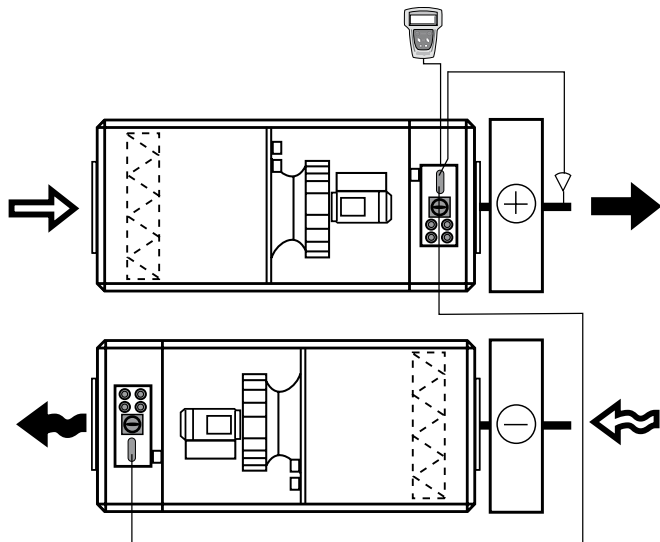


Frånluft/  
Extract air



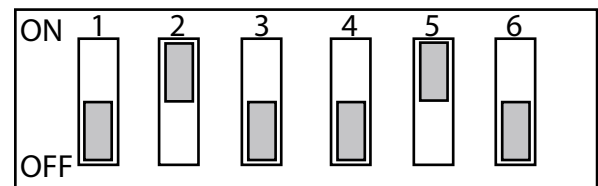
Avluft/  
Exhaust air

Till- och frånluftsaggregat med gemensam styrenhet och värmeåtervinning./  
Supply and exhaust air unit with common control unit and heat recovery.



## DIL-omkopplare/DIP switches

Frånluftsfläkt av typ GOLD SD/  
Extract air fan of type GOLD SD



Frånluftsfläkt av annan typ än GOLD SD (t ex MIRUVENT)/  
Extract air fan of other type than GOLD SD (e.g. MIRUVENT)

